

elequil[®] aromatabs[®]

aromatherapy designed
for the clinical setting

Relax. Relieve. Refresh.[®]

100% pure essential oils

Instructions for Use

1. Determine the scent level of the Elequil aromatabs[®] tab by selecting:

MAX SCENT for the full effect of the essential oil

MIN SCENT for a lighter effect of the essential oil



2. Using your thumb, press down and hold the self-adhesive aromatherapy tab in place on the paper backing. With your other hand, pull and tear the clear cellophane pouch away from you at the preferred NOTCH to expose the scented tab.




3. Lift the self-adhesive aromatabs[®] off the paper backing.



4. Place a self-adhesive aromatabs on the upper chest or back of clothing or hospital gown during use.





Video Demonstration

 Manufactured by Beekley Corporation
One Prestige Lane, Bristol, CT 06010
1-844-ELEQUIL elequil.com

BEEKLEY, BEEKLEY MEDICAL, AROMATABS, ELEQUIL, ELEQUIL AROMATABS, RELAX. RELIEVE. REFRESH., and WHEN YOUR DIAGNOSIS MUST BE RIGHT are Reg. U.S. Pat. & Tm. Off. BEEKLEY and AROMATABS are Registered Community Trademarks. BEEKLEY and AROMATABS are registered trademarks in Canada.
© 2018 Beekley Corporation. All rights reserved.

Warnings and Precautions

- External use only; do not ingest or swallow
- Do not use if sensitive or allergic to plants as essential oils are natural aromas derived from plants
- Intended for placement on clothing
- To prevent possible skin irritation: do not place directly on skin

- Do not reuse 
- Discard after use
- Latex-free
- Non-sterile 

REV: EL_IFU-WEB_0618